the t.akustik

Diffusor Manhatten eps set

the t.akustik
O/N: 340340
4 047371 007982
the t.akustik Diffusor Manhatten eps set

Aufbauanleitung / Assembly Manual

A - 4 x

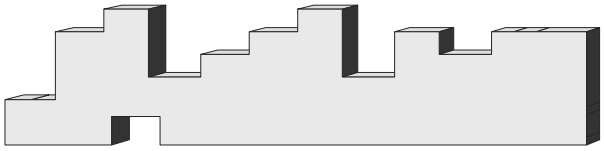

B - 4 x

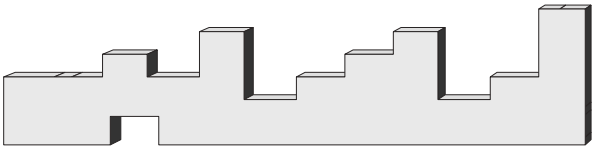

C - 2 x

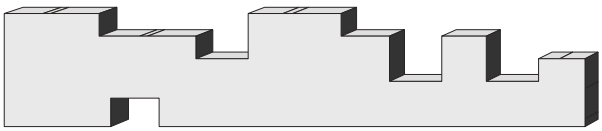

D - 2 x

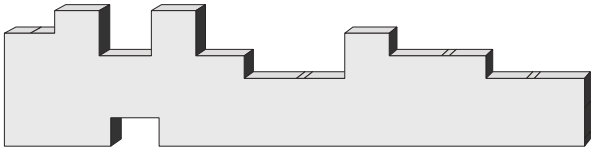

E - 2 x

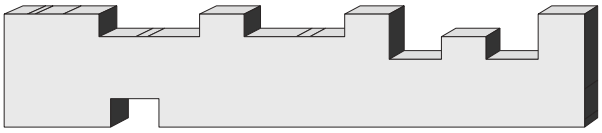

F - 2 x

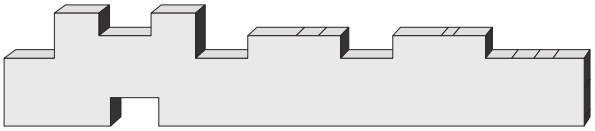

G - 2 x

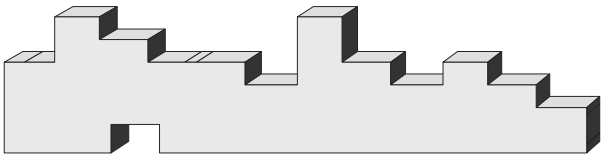

H - 2 x

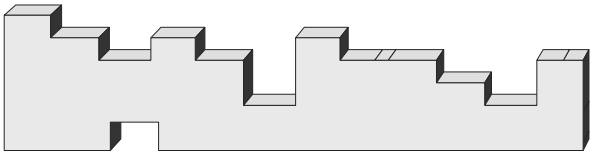

I - 2 x

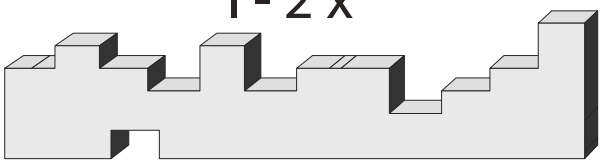

J - 2 x

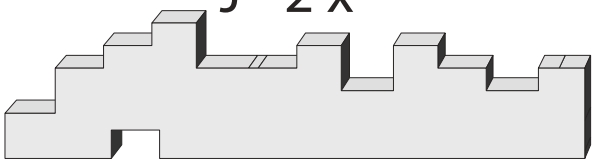

K - 2 x



Befestigen Sie das Element K an die Wand, mit einem auf Wasser basiertem Kleber, z.B. „the t.akustik Contact Glue“. Stecken Sie jetzt einfach die Elemente A,B,C,D,E,F,G,H,I und J auf das Element K in der Reihenfolge: A, G, I, C, J, B, D, H, E, F, A, B.

Fasten the element K to the wall with water based adhesive like „the t.akustik Contact Glue“.
Put the elements A,B,C,D,E,F,G,H,I and J to the element K as follows: A, G, I, C, J, B, D, H, E, F, A, B.